




WELCOME TO THE PUMPKINTOWNSC ADVENTURE CHALLENGE!

Your adventure starts here!



Hey there, Junior Explorer!

Get ready for an amazing adventure in the great outdoors! The PumpkintownSC Adventure Challenge is all about exploring beautiful trails, discovering awesome wildlife, learning cool facts, and making memories that will last a lifetime.

Whether you're hiking to a waterfall, spotting animals in the wild, or finding the perfect stick for your trail story, every step of your adventure matters!

AS A JUNIOR EXPLORER, YOU WILL:

-  **EXPLORE** new places and discover the wonders of nature.
-  **LEARN** fun facts and become a nature expert.
-  **RESPECT** wildlife, people, and all living things.
-  **PROTECT** our trails, forests, rivers, and waterfalls.
-  **CAPTURE** your adventures and share your stories.
-  **HAVE FUN** every step of the way!



THIS BOOK IS YOUR GUIDE!

Complete the challenges, fill out your journals, and earn your Junior Explorer Certificate. The more you explore, the more you'll grow!



SO, LACE UP YOUR BOOTS,
GRAB YOUR GEAR, AND LET'S GO!



REMEMBER:

ADVENTURES ARE BETTER TOGETHER
& NATURE IS OUR GREATEST TEACHER.

ALPHABET ADVENTURE


EXPLORE. DISCOVER. LEARN.

NATURE IS FULL OF INCREDIBLE THINGS—FROM A TO Z!

Find something on the trail that starts with each letter of the alphabet.


How many can you find?

LOOK CLOSELY.
BE CURIOUS.
HAVE FUN!


A is for _____ 


J is for _____ 


S is for _____ 


B is for _____ 


K is for _____ 

T is for _____ 

C is for _____ 


L is for _____ 

U is for _____ 

D is for _____ 

M is for _____ 

V is for _____ 

E is for _____ 


N is for _____ 

W is for _____ 

F is for _____ 


O is for _____ 

X is for _____ 


G is for _____ 

P is for _____ 


Y is for _____ 

H is for _____ 

Q is for _____ 

Z is for _____ 

I is for _____ 

R is for _____ 

CAN YOU FIND ALL 26?

TIPS FOR YOUR ADVENTURE

- Take your time and look all around.
- Use your senses—what do you see, hear, smell, and feel?
- Be kind to nature and leave things as you found them.
- Bring a camera or notebook to capture your discoveries!



Every letter.
Every discovery.
Every adventure! ♥

BONUS CHALLENGE!

Create a word using something you find on the trail!



PumpkintownSC.com



ANIMAL WALK CHALLENGE



EVERY ANIMAL HAS ITS OWN WAY OF MOVING.
CAN YOU WALK LIKE THEM?

HOW TO PLAY:

- Pick an animal from the list.
- Read how it moves.
- Walk like that animal for 20–30 feet.
- Everyone takes a turn!
- Have fun and see who can do them all!

CHOOSE YOUR ANIMAL!

<p>BEAR WALK</p> <p>On all fours, slow and steady. Heavy steps!</p>	<p>FROG HOP</p> <p>Crouch down and hop on two feet!</p>	<p>CRAB WALK</p> <p>Face sideways and shuffle side to side!</p>
<p>DEER TIPTOE</p> <p>Light and quiet, step gently on your tiptoes.</p>	<p>DUCK WADDLE</p> <p>Waddle side to side like a duck!</p>	<p>KANGAROO HOP</p> <p>Big hops forward on two strong feet!</p>
<p>SNAKE SLITHER</p> <p>Low to the ground, slither side to side.</p>	<p>TURTLE CRAWL</p> <p>Slow and low... don't forget your shell!</p>	<p>CHEETAH RUN</p> <p>Fast and light! Run quick and smooth.</p>



★ BONUS CHALLENGE! ★
Can you make up your own animal walk?
Show it to your group!

WHY ANIMAL MOVEMENTS MATTER!

- Animals move in special ways to survive.
- They move to find food, stay safe, and explore.
- You can learn a lot by watching how they move!



RANGER TIP!
Look closely, move quietly, and you might see animals on the trail!

RESPECT ALL WILDLIFE!
Watch from a distance.
Let them live their wild lives.




EXPLORE. MOVE. DISCOVER.
— EVERY STEP IS AN ADVENTURE! —



WELCOME TO THE PUMPKINTOWNSC ADVENTURE CHALLENGE!

Your adventure starts here!



Hey there, Junior Explorer!

Get ready for an amazing adventure in the great outdoors! The PumpkintownSC Adventure Challenge is all about exploring beautiful trails, discovering awesome wildlife, learning cool facts, and making memories that will last a lifetime.

Whether you're hiking to a waterfall, spotting animals in the wild, or finding the perfect stick for your trail story, every step of your adventure matters!

AS A JUNIOR EXPLORER, YOU WILL:

-  **EXPLORE** new places and discover the wonders of nature.

-  **LEARN** fun facts and become a nature expert.

-  **RESPECT** wildlife, people, and all living things.

-  **PROTECT** our trails, forests, rivers, and waterfalls.

-  **CAPTURE** your adventures and share your stories.

-  **HAVE FUN** every step of the way!



THIS BOOK IS YOUR GUIDE!

Complete the challenges, fill out your journals, and earn your Junior Explorer Certificate. The more you explore, the more you'll grow!



SO, LACE UP YOUR BOOTS,
GRAB YOUR GEAR, AND LET'S GO!



REMEMBER:

ADVENTURES ARE BETTER TOGETHER
& NATURE IS OUR GREATEST TEACHER.



WILDLIFE OBSERVATION JOURNAL



WATCH.
LISTEN.
RESPECT.
PROTECT.

Every creature has a story. What will you discover today?

TODAY'S ADVENTURE

Date: _____

Location: _____

Trail or Area: _____

Weather:
 Sunny Cloudy Rainy
 Windy Other _____

Who I Hiked With:

WILDLIFE SPOTTED

ANIMAL What did you see?	HOW MANY? Estimate	WHAT WAS IT DOING? Eating, resting, flying, etc.	WHERE DID YOU SEE IT? On the trail, in a tree, near water, etc.

SIGNS OF WILDLIFE (Look for these clues!)

- Animal tracks
- Scat (droppings)
- Feathers
- Nests
- Chewed leaves
- Burrows or dens
- Other: _____

MY FAVORITE WILDLIFE MOMENT

What was the coolest thing you saw or heard?

DRAW IT HERE!



WILDLIFE SUPERLATIVES

- Smallest creature I saw: _____
- Largest creature I saw: _____
- Fastest creature I saw: _____
- Most colorful creature I saw: _____
- Most surprising creature I saw: _____

JUNIOR EXPLORER REFLECTION

Something new I learned today: _____

A question I still have: _____

EXPLORER PROMISE

"I observe wildlife with respect, keep my distance, and help protect their homes."

Signature: _____

SILENT WILDLIFE CHALLENGE

CAN YOU SEE OR HEAR WHAT OTHERS MISS?

NATURE IS ALWAYS TALKING.
LET'S SEE WHO CAN LISTEN!

Follow the steps below and see how much wildlife you can discover when you go silent on the trail.



- 1**  **FIND A QUIET SPOT**
Stop, look around, and find a safe place to sit or stand.
- 2**  **BE SILENT FOR 60 SECONDS**
No talking. No whispering. Just you and nature.
- 3**  **LOOK AND LISTEN**
What do you see? What do you hear? Pay close attention!
- 4**  **SHARE YOUR DISCOVERIES**
Take turns sharing what you saw or heard. Compare notes!

WHAT DID YOU DISCOVER?

-  **BIRDS I HEARD** _____
-  **ANIMALS I SAW** _____
-  **SOUNDS I NOTICED** _____
-  **OTHER COOL FINDS** _____

WHAT MIGHT YOU SEE OR HEAR?



BIRDS SINGING



SQUIRRELS CHATTERING



DEER MOVING



WOODPECKERS TAPPING



FROGS CROAKING



WIND IN THE TREES



**SLOW DOWN. BE QUIET.
DISCOVER THE WILD.**



BUILD A TRAIL STORY

EVERY GREAT ADVENTURE STARTS WITH A STORY.
WHAT WILL YOURS BE?

HOW TO PLAY:

-  One person starts the story with the first sentence.
-  The next person adds ONE sentence to continue the story.
-  Keep going around the group until the story ends... or gets really interesting!
-  Use your imagination and the trail around you for ideas!



EXAMPLE STORY

- Emma:** Once upon a time, a brave turtle started a hike up Table Rock Mountain.
- Jake:** The turtle carried a tiny backpack filled with snacks and a map.
- Lily:** Along the way, the turtle met a squirrel who was training for a big race.
- Mason:** Together, they crossed a rushing creek and found a hidden waterfall!
- Emma:** At the top, they watched the sunset and knew it had been the best adventure ever.

NEED SOME STORY STARTERS?

- Once upon a time, deep in the forest...
- One morning, we found something strange on the trail...
- We didn't know it yet, but today was going to be an adventure...
- High on the mountain, something magical happened...

TIPS FOR GREAT TRAIL STORIES



Use what you see, hear, and find on the trail.



Add details to make your story exciting.



Be kind and encourage each other.



Have fun and let your imagination lead the way!

YOUR ADVENTURE. YOUR STORY.
EVERY TRAIL HAS A TALE.

PumpkintownSC.com





JUNIOR HISTORIAN CHALLENGE



Every place has a story! Mountains, rivers, old buildings, and even the trails you hike have history. Take on the challenge to become a Junior Historian by discovering, learning, and sharing the past!

1. DISCOVER

Find something historic in your area! It could be an old building, a landmark, a monument, or a special place.

What did you find? _____

Where is it located? _____

Why do you think it is important? _____



2. OBSERVE

Look closely and observe like a historian.

Draw a picture of what you discovered.



3. LEARN

Find out more about its history!



When was it built or created? _____



Who built it or why was it created? _____



What important events happened there? _____



How did it help people in the past? _____

4. SHARE

Write a short story or interesting facts about what you discovered.



5. CAPTURE

Take a photo (or draw another picture) of your historic discovery.



★ ★ BONUS CHALLENGE! ★ ★

Interview a family member, neighbor, or local expert. Ask them what they know about this place or another historic place in our area.



What did you learn from them?



GREAT JOB, JUNIOR HISTORIAN!
YOU HELP KEEP OUR STORIES ALIVE.





JUNIOR TRAIL RANGER



EXPLORE. LEARN. PROTECT.

The trail is your classroom and adventure playground!
Complete the challenges below to earn your
Junior Trail Ranger Badge!



WHAT DOES A TRAIL RANGER DO?

- Explores and learns about nature.
- Respects plants, animals, and people.
- Helps keep trails clean and beautiful.
- Shares discoveries and inspires others!

COMPLETE THE CHALLENGES!

1 LOOK CLOSELY



Find something most people might miss.

2 WILDLIFE WATCHER



Spot an animal or sign of an animal.

3 PLANT DETECTIVE



Find a plant and learn its name.

4 NATURE'S ARTIST



Find something in nature that inspires you.

5 TRAIL KEEPER



Pick up litter and keep the trail beautiful.

6 LISTEN UP



Sit quietly for a minute. What do you hear?

7 WEATHER WATCHER



Observe the weather. How does it feel today?

8 ROCK EXPLORER



Find an interesting rock. What is it like?

9 SHARE YOUR DISCOVERY



Take a photo or draw what you discovered!

RANGER GEAR CHECKLIST

- Water Bottle
- Hat
- Sturdy Shoes
- Curiosity
- Kindness
- Sense of Adventure!



★ JR. TRAIL RANGER PLEDGE ★

I promise to explore with curiosity, respect nature and others, and protect the trails so everyone can enjoy them!



EARN YOUR BADGE!

Complete all the challenges, take the pledge, and you're an official Junior Trail Ranger!



RANGER TIPS

- Stay on the trail.
- Take only pictures, leave only footprints.
- Be kind to all living things.
- Have fun and keep exploring!





CAMPFIRE STORY PAGE

Every great adventure has a story.
What's yours?



Every explorer has a story to tell! Write or draw about a fun, exciting, surprising, or even funny adventure you had outdoors. It could be something that happened on a hike, at a waterfall, in the woods, or anywhere in nature!

MY CAMPFIRE STORY

Once upon a time...

The end.

DRAW YOUR ADVENTURE

THE ADVENTURE DETAILS

Where did your adventure take place?

When did it happen?

Who was with you?

What were you doing?

What made it special?

MY FAVORITE PART

What was your favorite part of the adventure?

WHAT I LEARNED

What did you learn from this adventure?

WOULD I DO IT AGAIN?

Yes! I can't wait for the next one!

Maybe someday.

Not this time.



Stories connect us. Adventures shape us.
Keep exploring and keep making memories!





GUESS THE DISTANCE



HOW FAR DO YOU THINK IT IS?
TAKE YOUR BEST GUESS!

HOW TO PLAY:

- Find an object or landmark on the trail.
- Estimate how far away it is from your current location.
- Write down your guess before you measure.
- Use a map, GPS, or pacing to find the actual distance.
- See how close you were! Smallest difference wins!



HOW FAR DO YOU THINK IT IS?



WAYS TO MEASURE:

PACE IT



Count your steps (about 2,000 steps = 1 mile).

USE A MAP



Check the scale to measure the distance.

USE GPS



Use a GPS app or device to get an exact reading.

KEEP TRACK!

YOUR GUESS	ACTUAL DISTANCE	DIFFERENCE
1. _____	_____	_____ ft / mi
2. _____	_____	_____ ft / mi
3. _____	_____	_____ ft / mi
4. _____	_____	_____ ft / mi
5. _____	_____	_____ ft / mi

TIPS FOR BETTER GUESSES:

- Look for clues: how big is the object?
- Use what you know (ex: a soccer field is about 300 feet long).
- Practice makes your estimates better!
- Have fun and challenge your friends.



LOOK. THINK. MEASURE.
HOW CLOSE CAN YOU GET?



PumpkintownSC.com



HIKING OLYMPICS



GET OUT. GET ACTIVE. EARN BRAGGING RIGHTS!



HOW TO PLAY:

- Pick your players or teams.
- Complete the challenges along the trail.
- Score points for each challenge you complete.
- Add up your points. Highest total wins!
- Most importantly—have fun and encourage others!

★ THE EVENTS ★

EACH EVENT HAS A POINT VALUE!

SPEED HIKER 10 PTS Be the first to hike to the next trail sign or landmark.	BALANCE BEAM 15 PTS Walk across a fallen log or rock line without stepping off.	NATURE SPOTTER 15 PTS Find and identify 5 different things in nature.
PEAK FINDER 20 PTS Find the highest point you can see and take a photo.	WATER CHAMPION 20 PTS Find a stream, creek, or waterfall.	SILENT STEPPER 20 PTS Hike 100 steps without making a sound. (Team challenge!)
TRAIL CLEANSER 25 PTS Pick up 5 pieces of litter and help keep the trail beautiful.	WILD ARTIST 25 PTS Create a nature drawing or build something with natural materials.	ENDURANCE HIKE 30 PTS Complete the longest distance on the trail (or to your goal!).

OLYMPIC VALUES

- TEAMWORK**
Cheer each other on!
- RESPECT**
For nature and others.
- PERSEVERANCE**
Keep going and don't give up!
- FUN**
Enjoy every moment!

YOU'RE ALL WINNERS!



Good friends. Great hike. Epic day!

SCOREBOARD

TEAM / PLAYER									TOTAL POINTS
1.									
2.									
3.									
4.									

TIPS FOR SUCCESS

- PLAN AHEAD**
Know your route and be prepared.
- STAY HYDRATED**
Drink water throughout your hike.
- BE SAFE**
Stick with your group and know your limits.
- DRESS SMART**
Wear comfy shoes, layer up, and bring sun protection.
- LEAVE NO TRACE**
Take only pictures, leave only footprints.

CHALLENGE YOURSELF. INSPIRE OTHERS. EVERY HIKE IS A WIN!



PumpkintownSC.com



I SPY: NATURE EDITION

LOOK CLOSELY...WHAT CAN YOU SPY ON YOUR HIKE?

Take turns choosing something from below (or something you see!)
Use clues, not names. The first person to guess it wins!

SOMETHING GREEN



SOMETHING ROUGH



SOMETHING SMALL



SOMETHING TALLER THAN YOU



SOMETHING THAT BLOOMS



SOMETHING THAT HAS A SCENT



SOMETHING THAT CRUNCHES



SOMETHING THAT LIVES IN A TREE



SOMETHING THAT FLIES



SOMETHING ROUND



SOMETHING YOU CAN HEAR



SOMETHING THAT MAKES SHADOWS



SOMETHING THAT CRAWLS



SOMETHING WEATHERED



SOMETHING HEART SHAPED



SOMETHING THAT FLOATS



USE YOUR EYES. USE YOUR IMAGINATION.
HAVE FUN!



MY ADVENTURE BUCKET LIST

BIG ADVENTURES. BRAVE STEPS. AMAZING MEMORIES.



Adventures big and small make life incredible! Use this bucket list to write down all the things you want to see, do, learn, and explore. Then check them off as you go!



ADVENTURES I WANT TO EXPERIENCE

- 1. _____
- 2. _____
- 3. _____
- 4. _____
- 5. _____
- 6. _____
- 7. _____
- 8. _____
- 9. _____
- 10. _____
- 11. _____
- 12. _____
- 13. _____
- 14. _____
- 15. _____



PLACES I WANT TO VISIT

- 1. _____
- 2. _____
- 3. _____
- 4. _____
- 5. _____
- 7. _____
- 8. _____

SKILLS I WANT TO LEARN

- 1. _____
- 2. _____
- 3. _____
- 4. _____
- 5. _____
- 6. _____

DRAW YOUR DREAM ADVENTURE



WHY ADVENTURE MATTERS

Adventure helps me...



DON'T FORGET!
Take lots of pictures, write in your journal, and make memories that will last forever!



THE BEST ADVENTURES ARE THE ONES WE NEVER STOP DREAMING ABOUT.

KEEP EXPLORING • KEEP LEARNING • KEEP MAKING MEMORIES



MY FAVORITE HIKE

Some trails stay with us forever!

LOOK CLOSELY.

BE CURIOUS.

HAVE FUN!



Date of Hike: _____

Trail Name: _____

Location: _____

Trail Length: _____

Hiked With: _____

Weather That Day:

Sunny Cloudy Rainy

Windy Other _____

MY FAVORITE HIKE PHOTO




This is why this hike is special to me:

HIKE RATING

How would you rate this hike?



Not So Easy



Absolutely Amazing!

WHAT I LOVED MOST

The view: _____

The trail: _____

The wildlife: _____

The waterfall / water: _____

Something else: _____

WHAT I LEARNED

Something new I learned on this hike:

WOULD I HIKE IT AGAIN?

- Yes! I can't wait.
- Definitely!
- Maybe someday.
- Not this time.

ADVENTURES

MEMORIES

GROW HERE

MY TRAIL HIGHLIGHTS

List (or draw) some of the best things you saw or did:

_____ _____
 _____ _____
 _____ _____

JUNIOR EXPLORER PROMISE

"I explored with curiosity, respected nature, and left the trail better than I found it."



Signature: _____



MY TRAIL JOURNAL

Every Hike Tells a Story!

LOOK CLOSELY.
BE CURIOUS.
HAVE FUN!



TODAY'S ADVENTURE

Date: _____

Trail Name: _____

Location: _____

Weather:
 Sunny Cloudy Rainy
 Windy Other _____

Who Hiked With Me?

WHAT DID I DISCOVER?

My favorite thing I saw today:

Wildlife I spotted:

Plants, flowers, or trees I noticed:



DRAW YOUR FAVORITE DISCOVERY



TRAIL STATS

Difficulty:
 Easy Moderate Hard

My Fun Rating:
 ★
 ★★
 ★★★
 ★★★★
 ★★★★★

EVERY
STEP
COUNTS!

JUNIOR EXPLORER REFLECTION

Today I learned: _____



EXPLORER PROMISE



"I explored with curiosity, respected nature,
and left the trail better than I found it."



Signature: _____





NATURE PHOTOGRAPHER



SEE IT. SNAP IT. TREASURE IT.

You're the official photographer on today's adventure!

Use your eyes to find amazing things on the trail, then capture them with your camera or phone.

Let's see what nature has to show us!



YOUR PHOTO CHALLENGES:

THE COOLEST TREE



Find a tree with character!

THE BIGGEST ROCK



Spot the biggest rock you can find.

THE PRETTIEST FLOWER



Find a flower that catches your eye.

THE FUNNIEST HIKING FACE



Snap a silly, happy, or goofy moment!

THE BEST MOUNTAIN VIEW



Capture the view you'll never forget.

TIPS FOR GREAT NATURE PHOTOS



Look closely – tiny details can be amazing!



Try different angles – get low, get close, move around.



Use natural light – morning and late afternoon are best.



Take your time and enjoy each moment.



Great memories start with curiosity!

EXPLORE. DISCOVER. CAPTURE.
NATURE IS FULL OF PICTURE-PERFECT MOMENTS.

PumpkintownSC.com



TRAIL BINGO

HOW MANY CAN YOU SPOT ON YOUR HIKE?


BIRD




SQUIRREL



CREEK



BRIDGE



WILDFLOWER



BIG TREE



TRAIL MARKER



SPIDER WEB



MOUNTAIN VIEW



ANIMAL TRACKS



FALLEN LEAF



MOSS



PINECONE



FERN



ROCK FORMATION



BUTTERFLY



Explore. Look closely. Have fun.

ENJOY THE TRAIL!



Pumpkintownsc.com



TRAIL SAFETY CHALLENGE

Smart explorers are safe explorers!



Being prepared and making smart choices helps keep you and others safe on every adventure. Complete the challenges below to become a Trail Safety Champion!

1. CHECK YOUR GEAR

Check the items you should always bring on a hike.

-  Backpack
-  Water
-  Sunscreen
-  Snacks
-  Map or Trail Guide
-  First Aid Kit
-  Extra Layer
-  Fully Charged Phone (or let someone know your plan)
-  Flashlight or Headlamp

2. MATCH IT!

Draw a line to match each situation with the best choice.

You get lost on the trail.	•	Turn around and go back the way you came.
The weather starts to look bad.	•	Move away slowly and give the animal space.
You see wildlife.	•	Find a safe place, stay put, and ask for help.
You see litter on the trail.	•	Pick it up and pack it out.

3. TRUE OR FALSE?

Circle True or False for each statement.

1. It's a good idea to hike alone so you can go as fast as you want. True / False
2. Staying on marked trails helps protect nature and keeps you safe. True / False
3. If you see an animal, it's best to feed it. True / False
4. Telling someone where you're going is a smart thing to do. True / False
5. You should always respect nature and other hikers. True / False

4. EMERGENCY CONTACTS

Write the name and phone number of someone who should be your emergency contact.

Name: _____

Phone Number: _____

Other Important Numbers:

Park Ranger / Visitor Center: _____

Emergency (911): _____

Other: _____

5. REFLECT

What's one thing you will always remember to do to stay safe on the trail?

TRAIL SAFETY CHAMPION PLEDGE

I will plan ahead, be prepared, and make smart choices on every adventure.

I will respect nature, myself, and others.

I will be a Trail Safety Champion!



BE PREPARED. BE SMART. STAY SAFE.

ENJOY THE ADVENTURE!



WATERFALL ADVENTURE JOURNAL

LOOK CLOSELY.

BE CURIOUS.

LEAVE NO TRACE.

Every Splash Has a Story!

TODAY'S ADVENTURE

Date: _____

Waterfall Name: _____

Location: _____

Trail to Waterfall: _____

Weather:
 Sunny Cloudy Rainy
 Windy Other _____

Who I Hiked With: _____

ABOUT THE WATERFALL

How tall do you think it is?

How loud is it?
 Quiet Moderate Very Loud

What did the water look like?
 Clear Murky Fast Slow

What is around the waterfall?

DRAW IT!

Sketch the waterfall below.



NATURE NEAR THE FALLS

Plants, trees, or moss I noticed:

Animals or insects I saw or heard:

Cool rocks, sticks, or other things I found:

MY FAVORITE MOMENT

What was the best part of your waterfall adventure?



Don't forget to take a photo!

WATERFALL STATS

Difficulty to Reach:
 Easy Moderate Hard

Adventure Rating:
 ★
 ★★
 ★★★
 ★★★★
 ★★★★★

Would I visit again?
 Yes! Maybe Definitely!

JUNIOR EXPLORER REFLECTION

What did I learn today?

Why is clean water important?

How can I help protect waterfalls and our streams?

EXPLORER PROMISE

"I explored with curiosity, respected nature, and left the trail better than I found it."



Signature: _____



NATURE

SCAVENGER HUNT

CAN YOU FIND THEM ALL?

Explore, look closely, and see what you can discover on the trail!



A PINECONE



Can you find one?

A WILDFLOWER



What color is it?

SOMETHING RED



Can you find something red?

A SMOOTH ROCK



Find a rock that is smooth.

AN ANIMAL TRACK



What animal made it?

A FEATHER



What kind of bird is it from?

SOMETHING THAT SMELLS GOOD



Take a sniff! What is it?

SOMETHING SHAPED LIKE A HEART



Nature makes cool shapes!

A BIRD




Can you spot one?

A SPIDER WEB




Where did you find it?

A BIG TREE



Can you hug it (with your eyes)?

RUNNING WATER



Can you hear it?





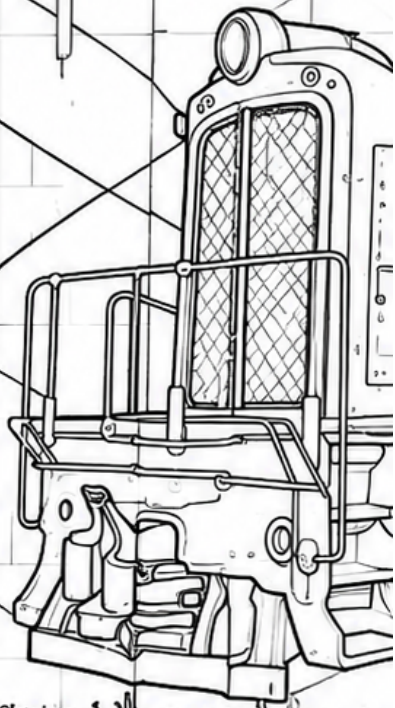
LOOK CLOSE. HAVE FUN. ENJOY NATURE!




Pumpkintownsc.com












PUMPKINTOWN
PRODUCE

FARMER'S MARKET

FARM FRESH
OPEN





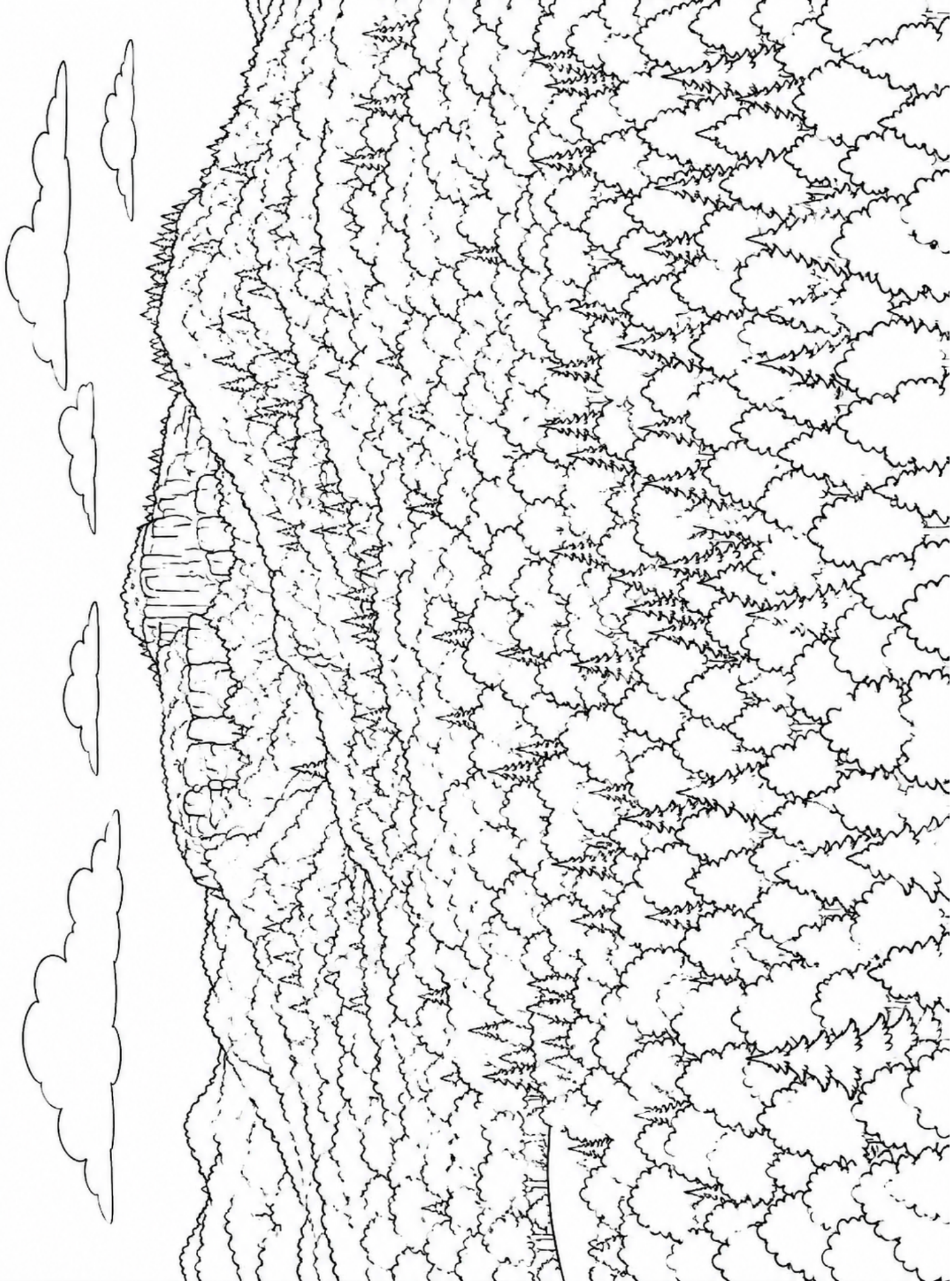


PUMPKINTOWN COUNTRY STORE & CAFE
CONNECTICUT'S FINEST INDIANSPUN FABRICS SINCE 1903

BREAKFAST
LUNCH - EAT DRINK

BAKERY-GIFTS
FABRICS & CAFE





**ADVENTURE DOESN'T END HERE—
IT'S JUST THE BEGINNING!**



GREAT JOB, EXPLORER!
You've taken the first step on a lifetime of outdoor adventures. Keep exploring, keep learning, and keep making memories!

**BE CURIOUS.
BE KIND.
BE WILD!**



HIKES

Discover amazing trails and scenic views.



WATERFALLS

Find the most beautiful falls in our mountains.



HISTORY

Explore the rich stories of our local past.



FAMILY FUN

More adventures for every age and season.

**MORE ADVENTURES,
HIKES, HISTORY,
WATERFALLS, AND
FAMILY ACTIVITIES
AWAIT!**



SCAN TO EXPLORE!



PUMPKINTOWNSC.COM

FOLLOW OUR JOURNEY! @PUMPKINTOWNSC

THANK YOU FOR EXPLORING WITH US! SEE YOU ON THE TRAIL!